

## Altair® Louvre Window Standard Heights

	Easyscreen™ Window System heights (Screens can be fitted to the outside of this frame)		Slimline™ Window System heights		Galleries/Strip Hardware only including Weatherstrip*	
All dimensions are in millimeters (mm)						
No. of Blades	Height 152mm	Height 102mm	Height 152mm	Height 102mm	Height 152mm	Height 102mm
2	371	-	345	-	330	-
3	511	361	485	335	470	320
4	651	451	625	425	610	410
5	791	541	765	515	750	500
6	931	631	905	605	890	590
7	1071	721	1045	695	1030	680
8	1211	811	1185	785	1170	770
9	1351	901	1325	875	1310	860
10	1491	991	1465	965	1450	950
11	1631	1081	1605	1055	1590	1040
12	1771	1171	1745	1145	1730	1130
13	1911	1261	1885	1235	1870	1220
14	2051	1351	2025	1325	2010	1310
15	2191	1441	2165	1415	2150	1400
16	2331	1531	2305	1505	2290	1490
17	2471	1621	2445	1595	2430	1580
18	2611	1711	2585	1685	2570	1670
19	2751	1801	2725	1775	2710	1760
20	2891	1891	2865	1865	2850	1850
21	3031	1981	3005	1955	2990	1940
22	-	2071	-	2045	-	2030
23	-	2161	-	2135	-	2120
24	-	2251	-	2225	-	2210
25	-	2341	-	2315	-	2300
26	-	2431	-	2405	-	2390
27	-	2521	-	2495	-	2480
28	-	2611	-	2585	-	2570
29	-	2701	-	2675	-	2660
30	-	2791	-	2765	-	2750
31	-	2881	-	2855	-	2840
32	-	2971	-	2945	-	2930
33	-	3061	-	3035	-	3020

\* For gallery height only, subtract 10mm from these standard heights.

■ For Powerlouvre™ Standard heights

This chart indicates standard window heights corresponding to the number of full blades used in standard Breezway Louvre Window frames. For window heights differing from our standard dimensions, a fixed blade can be added to accommodate the difference.

Your Breezway Louvre Window Fabricator:

**BRONCO SYNERGY RESOURCES SDN. BHD.**

No. 5, Jalan Sungai Burung X32/X Seksyen 32, Bukit Rimau, 40460 Shah Alam, Selangor Darul Ehsan Malaysia

Tel: +603-51212831 Fax: +603-51210831  
Email: broncosynergy.net@gmail.com  
Website: www.bsr.com.my



Visit [www.breezway.com.my](http://www.breezway.com.my) for more information.

### Malaysia (Asia Head Quarter)

Breezway (Malaysia) Sdn Bhd  
No 39, Jalan Wawasan 3/KU 7  
Kawasan Perindustrian Sungai Kapar Indah  
42200 Klang  
Selangor Darul Ehsan  
Reg# 601783-T  
Telephone: +60 3 3291 4885  
Facsimile: +60 3 3291 9887  
Email: [malaysiasales@breezway.com](mailto:malaysiasales@breezway.com)  
Website: [www.breezway.com.my](http://www.breezway.com.my)

### Breezway Experience Centre

B-07-25, Empire Subang Soho  
Jalan SS 16/1, 47500 Subang Jaya  
Selangor Darul Ehsan  
Toll Free: 1300 888 339 (from within Malaysia)

Our regional websites available at:


[www.breezway.com.sg](http://www.breezway.com.sg)  
[www.breezway.com.ph](http://www.breezway.com.ph)  
[www.breezway.co.th](http://www.breezway.co.th)  
[www.breezway.co.id](http://www.breezway.co.id)  
[www.breezway.com.vn](http://www.breezway.com.vn)

### Australia

Breezway Head Office  
35 Cambridge Street  
Coorparoo QLD 4151  
ABN 24 081 897 823  
Telephone: +61 7 3847 0500  
1800 777 758 (from within Australia)  
Facsimile: +61 7 3397 8643  
Email: [sales@breezway.com.au](mailto:sales@breezway.com.au)

### Hawaii

99-1451 Koaha Place, Suite 1  
AIEA, Hawaii 96701  
Telephone: 808 484 5999  
Facsimile: 808 484 5959  
Email: [hawaiisales@breezway.com](mailto:hawaiisales@breezway.com)



# Altair® Louvre Windows by Breezway

We think that Breezway Louvre Windows are the best type of window available. They're stylish, versatile, energy efficient and totally customisable. We hope that by the time you've finished reading through this brochure, you'll agree with us.

Through this brochure you'll find:

- Ideas on how Altair® Louvre Windows can enhance your home,
- Information on the energy efficiency of Altair® Louvre Windows and
- Guidance through the various customising options available.

We are available to answer your questions, chat through your needs or suggest a local Breezway Preferred Dealer. So visit our website [www.breezway.com.my](http://www.breezway.com.my) today to locate your closest Breezway Office and our louvre experts will be more than happy to help.

## We don't make louvres like they used to

Louvre windows have changed significantly since we began manufacturing them in the late 1940's, but they are still a practical and stylish window choice.

### Key features of modern Altair® Louvre Windows:

- Slimline™ Window System has been custom designed for the Asia window market.
- Monsoon and cyclone rated for wind and water to ensure maximum performance.
- Tight sealing due to the patented 'living hinge' and drainage channel design.
- Energy rated to suit various climates.
- Manufactured exclusively from non-corrosive materials for strength and long life durability.
- Award winning Altair Powerlouvre™ Window with concealed motors.
- Each window is made to order, allowing the widest choice of customising options.





# Free air in every room of your home

## Maximum Ventilation

Fully open, louvre blades are close to horizontal. This means they provide very little resistance to the air entering through the window opening. In effect, you get twice as much ventilation as you would through a same sized sliding window or double hung window.

The benefits of Altair® Louvre Windows over other window types don't end with ventilation. When open, they don't get in the way of passing traffic. They can be left open in gentle rain. And the inside and the outside surfaces can be cleaned from inside the building (handy in multi-storey buildings.)

Southern Asia is renowned for its moderately hot and humid tropical weather. And often this means, a hot uncomfortable house to live or work in if it does not have sufficient ventilation.

To make sure you stay comfortably cool inside your home at any time of day, Breezway Louvres are the answer!

Altair® Louvre Windows allow you to open up the home in a stylish and elegant manner to embrace fresh,

cooling breezes that flow into the room.

This not only creates an open, light and airy living space, but also naturally lowers the temperature of the room without the need for expensive electric air conditioners.

This is what we mean by free air. And you can have it in every room of your home.

Tip: Use timber or aluminium blades to block out hot direct sunlight.



# Let's look at the bedroom



What every bedroom needs is a breath of fresh air. And the best way to get lots of fresh air inside is with Altair® Louvre Windows. Fully open, the louvre blades are close to horizontal.

Concerned about wind and rain? The patented 'living hinge' design of Altair® Louvre Windows ensures that, when fully closed, they seal tight to provide superior wind and water performance.

Tip: For those with limited space for a window (eg. in a small bedroom Altair® Louvre Windows provide good ventilation through a much smaller window opening.





## Did you know

Generating the electricity to run a single average living room sized airconditioner can cause the release of around 5 tons of greenhouse gasses per year.

# Lounging about

Altair® Louvre Windows in the lounge room ought to be compulsory.

Okay, we're a little biased about that. But think about it. Is there a better, cheaper or more stylish way to have complete control of the air flowing through your living area?

We think not. And most leading architects and designers agree.

Worried about mosquitoes or other flying insects? Insect screens are available.

Choosey about colours? Breezway gives you more matching frame, handle and clip options than anyone else.

Nosey neighbours? The choice of timber and aluminium blades means you can have your fresh air and your privacy, too.

Have a good look at the enormous bank of louvres in the main photo and tell me you wouldn't want a living area like that in your home.



# Create extra living space

Did you know that the air within homes can be more polluted than the outdoor air?

Vapours, pet odours, the wicked waft of kids' sneakers, cooking smells and a whole bunch of other airborne particles combine to make a virtual indoor smog.

Altair® Louvre Windows in stairways, in walk-in-robos, adjacent to landings, at corridor ends, in toilets, in garages and up high in lofted areas are a sensible and stylish way to vent and replenish the air you breathe.

Breezway Altair Powerlouvre™ Windows are perfect for use up high as they can be opened or closed with a simple touch of a button, a remote control, or wired into home automation systems.

Tip: Altair® Louvre Windows in timber are great for patio enclosures or privacy screens. Use a wall of Altair® Louvre Windows as a feature divider.



## Choice of glazing to suit your environment

Altair® Louvre Windows have a wide variety of glazing options to suit various climatic conditions.

In warm climates, such as Malaysia, a primary consideration is to reduce the amount of hot sunlight that enters the home through the windows. Tinted glass and timber blades are great options.





## Did you know

Use Altair® Louvre Windows to prevent mould and mildew in your home that is often caused by insufficient ventilation.

# Steam free

Steam is good for locomotives, but not so good in your bathroom. Install exhaust fans if you wish, but really, the best option is to include louvres in all your wet areas to let in fresh air and light.

Clever architects and designers are now putting Altair® Louvre Windows (with timber or aluminium blades for privacy) behind towel rails to fast forward the drying process.

We make little louvres for installation near vanity mirrors to stop them fogging up. Our louvres in laundries also make sense, if only because they help stop the mould growing.

By the way, when it's blowing a gale outside, it's good to know that Altair® Louvre Windows are the most wind and rain resistant product of its kind anywhere in the world.

This is due to our patented 'living hinge' mechanism which ensures an extremely firm fit between the louvre clips and channels to resist water and air leakage.





## Modern glass technology

Altair® Louvre Windows by Breezway provide a modern alternative to traditional air conditioners and are an energy efficient way to maintain a comfortable, stable indoor temperature.

They are ideal for creating cross flow ventilation so hot, stale cooking smells can blow out and fresh, cool air can flow into the home to keep it comfortable at all times.

This reduces the amount of electricity needed to cool the home which thereby reduces household energy costs and will improve the environment we live in for years to come.



# Louvres in the kitchen

Fish may taste nice but it doesn't smell so good when it's cooking.

It goes without saying that a set or two of Altair® Louvre Windows are a wise inclusion in every kitchen. They'll get rid of the smells and help dissipate the heat of your next hot pot.

By the way, the stylish handles on our louvres can be positioned to the left, to the right, up high, or down low. This makes louvres easy to open in hard to reach places.

As you know, hot air rises. So if you have a lofted ceiling in your kitchen, you might consider setting some Powerlouvre™ Windows up high to help keep the air sweet.



# The Altair<sup>®</sup> Powerlouvre<sup>™</sup> Window

Personal jet packs, holidays on the moon, windows that automatically open to cool your home, then close up in conjunction with other household equipment when you leave the house. The first two are still a way in the future, but Altair Powerlouvre Windows are available now!

Designed to reach heights of up to 2.7 metres and 4 metres wide, the Altair Powerlouvre can be operated by the Powerlouvre<sup>™</sup> Apptivate<sup>®</sup> Control Unit which allows control via a touch sensitive wall plate, remote control via a Powerlouvre<sup>™</sup> App for smartphones and tablets, or automatic operation in response to temperature or timer events.

Powerlouvre Windows can even be wired into smart automation systems to allow control along with other automated building products and automatic operation in response to various sensors and inputs.

Live somewhere really cold, or super-hot? No need to worry, they've been tested to perform in temperatures from 0C right up to 60C and can even handle 90% humidity at 35C.

Best of all, the motors are concealed within the framing system, so there are no ugly external motors, bars or connecting rods.

Note: Exported from Malaysia

  
powerlouvre<sup>®</sup>  
by breezway

## An award winner

*'My favourite this year was the Powerlouvre System, a very clever and clean looking concept'*

Clive Solari, NSW president of the Design Institute of Australia, when announcing the Altair Powerlouvre Window System as the winner of an Australian Window Association Design Award.



The Altair<sup>®</sup> Powerlouvre<sup>™</sup> Window Motor is concealed within the head of the window frame.



# The Slimline™ Window System

Maximising the flow of cool breezes throughout a home is the most essential component of passive design. With the incorporation of high performance Breezway Altair® Louvre Windows on opposing walls, fresh, cool air can flow in one side of the room and hot, stale air can escape through the other.

Altair® Louvres can be fitted into the custom designed Slimline™ Window System to offer strength and durability for the South East Asia louver window market. Manufactured exclusively from stainless steel, aluminium and UV-stabilised industrial strength plastics, the Slimline™ System will ensure years of trouble-free operation.

The Slimline™ Window is ideal for narrow frame applications when screening is not required, and is warranted for seven years. The system conforms to the performance requirements of International Standards and is available in a variety of sizes and colours with range of handle and blade options so you can take advantage of crystal clear views or provide privacy if required.

Available fully assembled, ready for installation, Altair® Louvres are the ideal choice for your apartment, bungalow or any other project where fresh air and energy efficient control of the building environment is important.



Slimline™ Louvre  
with 52mm blade

# The Easyscreen™ Window System

The Breezway Easyscreen™ Window System is a great aluminium framing option for Altair® Louvre Windows in your resort, government building, social housing, school or any other project where fresh air and energy efficient control of the building environment is important.

Easyscreen™ Surround Frames have been specifically designed for use with Altair® Louvres which ensures superior wind and water penetration performance and improved aesthetics. Manufactured exclusively from corrosion resistant materials, it requires no on-going maintenance other than regular cleaning.

The design and choice of materials makes Altair® Louvre Windows an ideal option for tropical environments, drastically reducing lifetime maintenance costs.

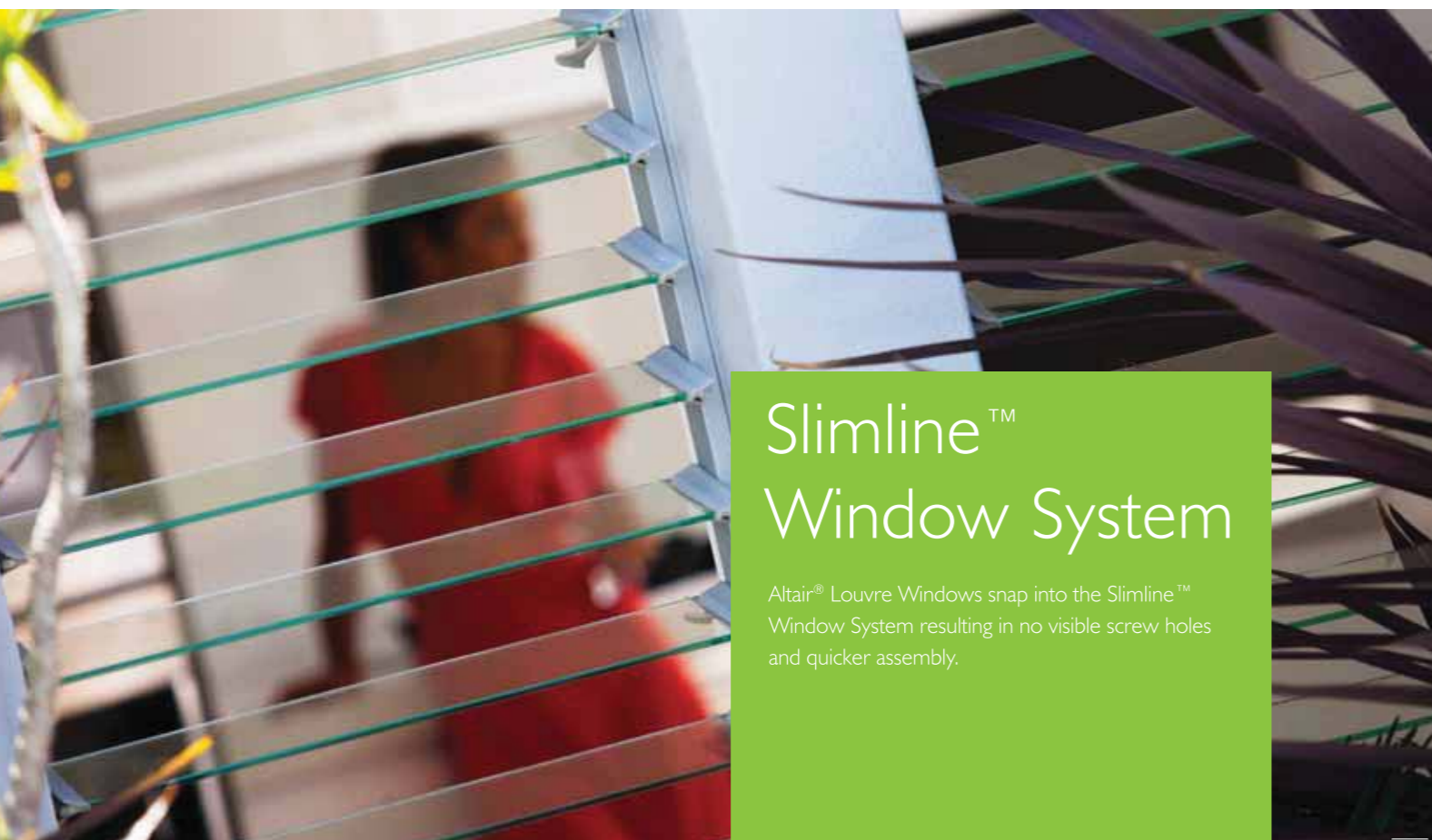
The Easyscreen™ Window System allows for external insect or security screening and is available in a wide range of standard colours to suit your project.

The versatile 131 mm frame depth and removable fins fits most construction types and is delivered to site fully assembled ready for installation thereby reducing on-site labour costs.



Easyscreen™  
Window System

Easyscreen™  
with D Bar



## Slimline™ Window System

Altair® Louvre Windows snap into the Slimline™ Window System resulting in no visible screw holes and quicker assembly.



## Easyscreen™ Window System


Altair® Easyscreen™ Window Systems can also have optional aluminium bars fixed to the window frame to the outside of the blades and positioned to allow the window to open fully. Like screens, security bars protect the window both when it is open and closed and do not significantly affect ventilation.

# Altair® Louvre Window Selection Guide

This section will help you choose the right combination of Altair® Louvre Windows by Breezway for any residential or commercial application. Just follow these 6 simple steps.

## Step 1 Select your choice of frame

When selecting your frame think about the design, colours, maintenance level and energy requirements of your home. There is a wide selection of frame colours to choose from, with options to suit varied applications. Ask your Breezway Preferred Dealer to show you the choices available.



### Aluminium\*

Aluminium frames are low maintenance and can be powder coated in any colour you like or simply anodised.



### Timber

Timber frames create a warm feeling when used throughout your home. Timber conducts very little heat, making it an energy efficient option. Altair Louvre Windows can be installed in all of the timber varieties commonly used to build window frames.



### Mesh Screens

Insect and security mesh screens can be fitted to the outside of Breezway Easyscreen Window Systems or other compatible systems. Please specify your requirements during frame selection.

## Step 2 Consider the design of your Altair® Louvre Windows

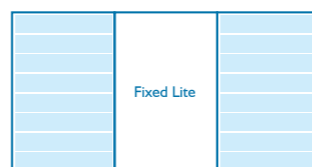
Breezway offer a range of sizes and shapes to provide greater flexibility within the home. Altair Louvres can also be used within internal walls as room dividers to improve cross ventilation and building comfort through better airflow.

### Multiple Louvre Windows



Make the most of natural air and reduce the need for air conditioning.

### Louvre/Fixed Lite Combination



To frame a view and gain good airflow.

\*The Breezway Easyscreen and Innoscreen Window Systems have Sub Framing available for installation and use in commercial projects. For more information please contact Breezway.

## Step 3 Select your louvre blade

With Altair® Louvre Windows you can choose blades that best suit the windows function, ie. maximising views, letting in/reducing sunlight, reducing glare, gaining privacy or creating your own design style.

### Thick or thin? Inside or outside?

Altair® Louvre Windows are available with two standard blade heights: 102mm (4") and 152mm (6"). Can be used internally to better ventilate your home, on balconies to create privacy or as a feature wall to maximise fresh air and catch that special view.

### Hot or Cold Climate?

Your choice of blades can significantly improve the energy efficiency of your windows. Tinted glass blades or solid timber blades help to reduce solar heat gain which is beneficial in hot climates. In cold and mixed climates clear low e glass blades allow warming sunlight and improve the insulating properties of the glass.



### Glass

Obscure, etched, grey, green, bronze, toughened for extra strength and safety, with a clear low e coating for enhanced energy efficiency, or good old sparkling clear glass! As long as it's 6mm thick, almost every type of glass can be incorporated in an Altair® Louvre Window.



### Aluminium

Aluminium blades are virtually maintenance free, can't rust and never need painting. Our aluminium blades are offered in a variety of powder coated colour finishes including Aluminium with Timber Finish for that eye-catching timber look.



## Step 4 Select a control method

Whether you prefer pulling a handle or using a switch, Breezway has a louvre window perfect for you. Consider the functionality of your window or the needs of the user when choosing a control method that will best suit the needs of each window.



**Powerlouvre™ Window**  
The award winning Powerlouvre Window is controlled by the Apptivate Control Unit, Powerlouvre App or Building Management System.



**Standard handle**  
Designed to fit the contours of the human hand for easy use.



**Ring pull handle**  
For up-high, out-of-reach louvre placement and operated by a map rod.



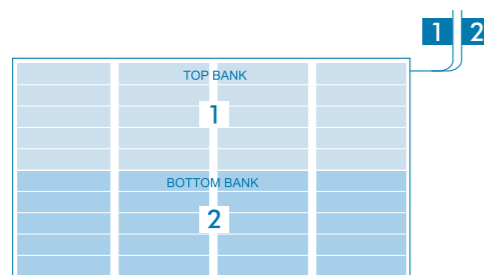
**Low profile handle**  
Designed for bi-fold and some sliding doors. The unique shape provides a functional fit that won't get in the way of blinds.

### Cool air within easy reach

Breezway gives you the design flexibility to have your handles where you want them. Each handle can operate a maximum of 9 blades and can be positioned on the left or on the right, up high or down low. Alternatively, you can choose the Powerlouvre Window with no handles.

### The Altair Powerlouvre Window

Powerlouvre Windows that are 2-9 blades high are wired such that the entire window opens and closes simultaneously. Powerlouvre Windows that extend 10-18 blades high are wired



such that all blades in the top halves of all the bays form a bank and operate simultaneously and all the blades in the lower halves of all the bays form a second bank and operate simultaneously. However, various switching and wiring configurations allow multiple windows to be controlled simultaneously or independently depending on individual preferences.

For convenient and versatile operation, the Powerlouvre Apptivate Control Unit and Powerlouvre App are available for the Powerlouvre Window. The window can be opened and closed with a single touch of a button or stopped in any intermediate position depending on the amount of airflow required by the user.



Single or dual channel models of the Apptivate Control Unit can easily control the Powerlouvre. The unit can automatically respond to an in-built temperature sensor and has Bluetooth compatibility for operation by smartphones and tablet devices.

The Powerlouvre App provides remote control operation of more than 10m and allows the naming of Apptivate Control Units for ease of identification. Powerlouvre Windows can also be automatically operated in response to temperature and pre-set timers by the smartphone or tablet. 'Night mode' adjusts the brightness of LED lights overnight to minimise potential sleep disruptions.

## Step 5 Select your colours\*

Breezway® Louvre Windows comes with standard colour matching clips and handles. Handle positions can be varied to allow windows of different sizes and at different heights to be matched or to allow handles to be moved lower or higher depending on the individual requirement.

We also offer high performance paint finishes depending on the preference and/or atmospheric conditions of your application requirement. A surcharge cost and longer lead time is applicable.




\* The colours and textures represented in this leaflet may vary under different light conditions and are indicative only.

## Step 6 Choose additional security options



### Security bars

Security bars are available to fit 152mm (6") blade heights. They can be set into some window frames and do not impede the operation of the window.



### Screens

Screens can be fitted to the outside of Breezway Easyscreen Surround Frames or other compatible systems. Speak with your window supplier to discuss options including Insect Screens and Security Screen.

## Step 7 Contact Breezway

Please contact your local Breezway Office to speak to a qualified louvre window expert and locate your nearest Breezway Preferred Dealer or visit [www.breezway.com.my](http://www.breezway.com.my)